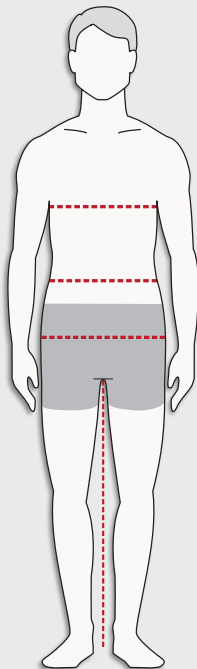


## MEN'S BODY MEASUREMENTS (ALL EXCEPT NON-FR BIB OVERALLS, BIBERALLS & COVERALLS)

	SMALL		MEDIUM		LARGE		X-LARGE		2X-LARGE		3X-LARGE		4X-LARGE		5X-LARGE		6X-LARGE	
Chest	34	36	38	40	42	44	46	48	50	52	54	56	58	60	62	64	66	68
Waist	28	30	32	34	36	38	40	42	44	46	48	50	52	54	56	58	60	62
Hip (Seat)	34	36	38	40	42	44	46	48	50	52	54	56	58	60	62	64	66	68

**NOTE:** If your measurement falls between sizes, buy the larger size.

### HOW TO MEASURE



**Chest:**

Measure just under arms and across shoulder blades holding the tape firm and level. If your chest falls between sizes, order the next size up.

**Natural Waist:**

Bend side to side and find the natural bend in your body; this is your natural waist. Note: It may not be the smallest point.

**Hip/Seat:**

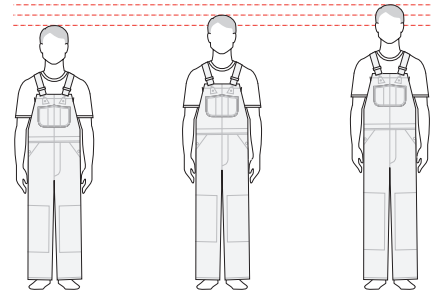
Measure the fullest point between your natural waist and crotch.

**Inseam:**

Measure from your crotch to the desired length on body. You may also measure pants that you currently own and like. Lay the garment flat and smooth out. Measure on the front from the crotch point along the seam to the hem for the inseam length.

**For best results, measure over your undergarments.**

### HEIGHT CHART



**SHORT**

5'3" to 5'7"

**REGULAR**

5'7" to 5'11"

**TALL**

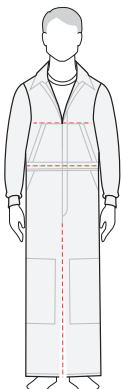
5'11" to 6'3"

### PANTS & SHORTS FITS

<b>Straight Traditional Fit</b>	Slim seat and thigh
<b>Relaxed Fit</b>	Relaxed seat and thigh
<b>Loose Original Fit</b>	Full seat and thigh

### TOPS FITS

<b>Relaxed Fit</b>	A closer fit to the body
<b>Original Fit</b>	The most room to move



### COVERALLS

- Measure both chest and waist. Use the larger of the two to determine coverall size
- If your chest or waist measurement falls between sizes, size up
- Measurements assume coveralls are worn over other clothing
- Reference the height chart (above) for guidance

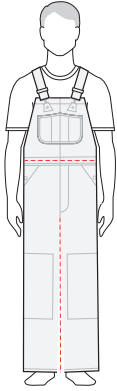
**STYLE #: X06**

<b>CHEST MEASUREMENT</b>	34	36	38	40	42	44	46	48	50	52	54	56	58	60
<b>WAIST MEASUREMENT</b> <i>at largest point</i>	28	30	32	34	36	38	40½	43	45½	48	51	54	58	62
<b>Recommended Size</b>	34	36	38	40	42	44	46	48	50	52	54	56	58	60

**STYLE #: X01**

<b>Recommended Size</b>	38	40	42	44	46	48	50	52	54	56	58	60	—	—
-------------------------	----	----	----	----	----	----	----	----	----	----	----	----	---	---

# SIZING CHARTS



## BIB OVERALLS

STYLE #: R01 / R03 / R06 / R07 / R08 / R27 / R41 / 101981 / 101696

- If you fall between sizes, size up
- Size to the largest part of your waist
- Order based on your normal pant inseam. For example, if you wear a 32" inseam pant, you would wear a 32" inseam bib overall

WAIST MEASUREMENT <i>at largest point</i>	28	30	32	34	36	38	40	42	44	46	48	50	52	54	56	58
Recommended Size If Worn With Undergarments or Lightweight Layers	30	32	34	36	38	40	42	44	46	48	50	52	54	56	58	60
Recommended Size If Worn Over Heavier Shirt & Pants	32	34	36	38	40	42	44	46	48	50	52	54	56	58	60	—

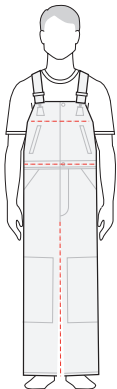
STYLE #: R37 / 102987

Recommended Size If Worn With Undergarments or Lightweight Layers	28	30	32	34	36	38	40	42	44	46	48	50	—	—	—	—
Recommended Size If Worn Over Heavier Shirt & Pants	30	32	34	36	38	40	42	44	46	48	50	52	—	—	—	—

STYLE #: 100101 / 100735 / 101075 / 101226 / 102984

- If you fall between sizes, size up
- Size to the largest part of your waist
- Reference the height chart for guidance

CHEST MEASUREMENT	34	36	38	40	42	44	46	48	50	52	54	56	58	60
WAIST MEASUREMENT <i>at largest point</i>	28	30	32	34	36	38	40½	43	45½	48	51	54	58	62
Recommended Size	SMALL		MEDIUM		LARGE		X-LARGE		2X-LARGE		3X-LARGE		4X-LARGE	



## BIBERALLS

STYLE #: R33 / R38

- Measurements assume bib overall is worn over other clothing
- If you fall between sizes, size up
- Size to the largest part of your body
- Order based on your normal pant inseam. For example, if you wear a 32" inseam pant, you would wear a 32" inseam bib overall
- This style differs from a bib overall because it features non-adjustable sides and a chest zipper

CHEST MEASUREMENT	34	36	38	40	42	44	46	48	50	52	54	56
WAIST MEASUREMENT <i>at largest point</i>	28	30	32	34	36	38	40	42	44	46	48	50
Recommended Size	28	30	32	34	36	38	40	42	44	46	48	50

# TECHNOLOGY REFERENCE

ICON		MARKETING DESCRIPTION	FABRIC DESCRIPTION
	<b>Rain Defender®</b> Durable Water Repellent (DWR)	Amazingly durable and dependably water repellent, moisture beads up and rolls off. Rain Defender® Durable Water Repellent.	Finish that beads water off the surface of a garment.
	<b>Quick Duck®</b>	Carhartt Quick Duck® outerwear: repels the rain, resists the wind. Anything else up your sleeve, Mother Nature?	30% lighter blended cotton, water repellent, and ounce-for-ounce as tough as our legendary sandstone duck.
	<b>Storm Defender®</b> Waterproof Breathable	Gear with a waterproof breathable membrane and waterproof seams. Storm Defender® Waterproof Breathable protection.	Membrane/laminate applied to the fabric to keep water from reaching the inside of the garment, but also allows sweat/heat to escape.
	<b>Rugged Flex®</b>	Gear made to move in, so whatever you're doing, it's easier to do. Rugged Flex® stretch technology for ease of movement.	Carhartt's rugged stretch designation given to materials that will meet the defined standards for stretch and recovery.
	<b>Wind Fighter®</b>	The wind can whistle, you won't care. You're better protected than a franchise quarterback in a pre-season game. Wind Fighter™ technology tames the wind.	Finish or added membrane that keeps wind from going through the fabric and reaching your skin.
	<b>Stain Breaker®</b> Stain Release	Fight dirty with Carhartt Stain Breaker® stain release. These hardworking fibers help send job site stains straight down the drain. Stain Breaker® technology releases stains.	A finish that allows stains to wash out easily.
<b>FastDry®</b>		People who sweat for a living swear by Carhartt FastDry® you'll work without the wet. <b>Existing Force:</b> FastDry® technology wicks away sweat. <b>New Force Extremes:</b> FastDry® with 37.5® Technology makes this our fastest-drying gear.	Wicking: spreads sweat/perspiration out across the area of the fabric to help promote faster drying.
		<b>Hot Weather Force:</b> Pound the wet right outta sweat. This hard-working, sweat-wicking, stain busting and/or odor-fighting gear stares down heat and grime.	Wicking combined with at least one of the following properties: – Fights odors – Stain Breaker® stain release.
		<b>Cold Weather Force:</b> Pound the wet right outta sweat. Odor-fighting and sweat-wicking, our hardworking gear makes short work of long days. <b>Base Force:</b> Own the cold. Our sweat-wicking, odor-fighting base layer tops and bottoms keep you comfortable in conditions from cool weather to super cold weather.	
		<b>Carhartt Extremes®:</b> Mother Nature's worst brings out our best: Carhartt's toughest, most durable fabric. When you have to punch the weather in the mouth to get the job done, only the best of our best will help you deliver the blow.	Our best of the best protection from the elements (Wind/Water/Air/Earth/Fire).
		Looks traditional, feels exceptional. Engineered design provides stretch without bulk and every element works with you so you can work easier. Classic Carhartt engineered for maximum range of motion.	Rugged Flex technology engineered design to provide improved range of motion. Engineered fit to remove bulk and weight.
		Don't hit walls, knock them down. Our fastest-drying, odor-fighting gear pounds the wet out of sweat. Powered by 37.5® Technology, so you can end the day as strong as you started.	Force powered by 37.5® Technology works hard to keep you comfortable, maintaining your body's ideal temperature on hot or cold workdays.
<b>Carstrong®</b>		Ultra-durable nylon with a never-back-down attitude. Long lasting Carstrong resists rips, snags and abrasions while on the job site and everywhere in between.	Extremely durable non-stretch nylon.